



**S.V. ENGLISH MEDIUM PRIMARY SCHOOL
S.V. ENGLISH MEDIUM SECONDARY SCHOOL
SECTOR-23, GANDHINAGAR**

MANAGED BY
SARVA VIDYALAYA KELAVANI MANDAL, (GANDHINAGAR BRANCH)

(SUBMISSIONS WILL BE ACCORDING TO THE TIME TABLE OF F.A.1 EXAM)

**GRADE – III
HOLIDAY HOMEWORK
SEMESTER – I
2026-27**



STUDENT'S NAME	
ROLL NO.	
GRADE - DIVISION	



S.V. ENGLISH MEDIUM PRIMARY SCHOOL, GANDHINAGAR
S.V. ENGLISH MEDIUM SECONDARY SCHOOL, GANDHINAGAR
HOLIDAY HOMEWORK SEM-I (2026-27)



GRADE- III

SUBJECT: - ENGLISH TEXT

ALLOTMENT DATE: 02/05/2026

WORD MEANINGS

1. Colour – The appearance of things (like red, blue, green)
2. Bright – Full of light or strong colour
3. Shade – A slightly different form of a colour
4. Rainbow – A band of many colours in the sky
5. Friend – A person you like and trust
6. Play – To have fun with games
7. Kind – Caring and gentle
8. Best – The most good
9. Friendship – Bond between friends
10. Trust – To believe in someone
11. Garden – A place with plants and flowers
12. Playground – A place to play
13. Swing – A seat that moves back and forth
14. Nature – Everything around us like trees, animals
15. Robot – A machine that can move or talk
16. Funny – Something that makes you laugh
17. Imagine – To think of something in your mind
18. Boat – A small vessel that floats on water
19. Float – To stay on top of water
20. Puddle – Small pool of water

Note:

- **Write Write the meanings and sentences in the file paper.**
- **Pronunciation of the words, spellings, meanings, sentences and poems will be included in English Text Oral Test.**

Poems

1. Colours

Red is the colour of roses bright,
Blue is the sky so clear and light.
Green are the leaves that dance in air,
Yellow the sun shines everywhere.
Pink are the flowers that bloom with grace,
White are the clouds that softly race.
Colours make our world so gay,
Filling joy in every way.

2. Badal and Moti

Badal and Moti play all day,
Running, jumping in their way.
Through the fields and near the tree,
Happy as they both can be.
When one is sad, the other stays,
Helping in so many ways.
True friends always stand so near,
Sharing joy and wiping tear.

3. Best Friends

Best friends share their toys and time,
Walk together in a line.
Laugh and talk and always care,
In all moments they both share.
Through the sunshine and the rain,
In the loss and in the gain,
Best friends stay forever true,
Always there to help you.

4. Paper Boats

I make boats of paper white,
Fold them neatly, small and light.
In the rain I let them go,
Watch them sail both fast and slow.
Floating in the puddles wide,
Carried gently by the tide.
Simple joys that rains bring near,
Fill my heart with love and cheer.

5. Talking Toys

In my room at end of day,
All my toys begin to play.
Dolls and robots laugh and talk,
Even teddy starts to walk.
They all share their stories sweet,
Dance together on their feet.
When I wake, they quiet stay,
Waiting for another day.



S.V. ENGLISH MEDIUM PRIMARY SCHOOL, GANDHINAGAR
S.V. ENGLISH MEDIUM SECONDARY SCHOOL, GANDHINAGAR
HOLIDAY HOMEWORK SEM-I (2026-27)



GRADE- III

SUBJECT: - ENGLISH TEXT

ALLOTMENT DATE: 02/05/2026

Sr. No.	TOPICS	ROLL NO.	TYPES
1.	Describe your best friend. (In 80–100 words)	1 & 29	File
2.	Write about the importance of friendship. (In 80–100 words)	2 & 30	File
3.	Describe different colours around us. (In 80–100 words)	3 & 31	Chart
4.	Write about your favourite colour and why you like it. (In 80–100 words)	4 & 32	Chart
5.	Write the story of Badal and Moti in your own words. (In 80–100 words)	5 & 33	File
6.	Describe how you celebrate Friendship Day. (In 80–100 words)	6 & 34	File
7.	Write about good habits we should follow with friends. (In 80–100 words)	7 & 35	Chart
8.	Describe how you help your friends in need. (In 80–100 words)	8 & 36	File
9.	Write about your classroom friends. (In 80–100 words)	9 & 37	File
10.	Write five qualities of a good friend and explain them. (In 80–100 words)	10 & 38	File
11.	Describe a happy moment you spent with your friends. (In 80–100 words)	11 & 39	File
12.	Write about why sharing is important among friends. (In 80–100 words)	12 & 40	File
13.	Describe your favourite game you play with friends. (In 80–100 words)	13 & 41	Chart/File
14.	Write about how to make new friends. (In 80–100 words)	14 & 42	File
15.	Describe your friendship scrapbook activity. (In 80–100 words)	15 & 43	File
16.	Describe your favourite toy. (In 80–100 words)	16 & 44	File
17.	Write about indoor and outdoor games. (In 80–100 words)	17 & 45	File

18.	Describe toys you play with in the garden. (In 80–100 words)	18 & 46	File
19.	Explain how to make a paper boat. (In 80–100 words)	19 & 47	File
20.	Write a story about talking toys. (In 80–100 words)	20 & 48	Chart
21.	Write about the importance of playing games. (In 80–100 words)	21 & 49	File
22.	Describe traditional games of India. (In 80–100 words)	22&50	File
23.	Write about safety rules while playing. (In 80–100 words)	23 & 51	File
24.	Describe a garden scene where children are playing. (In 80–100 words)	24 & 52	File
25.	Write about your favourite outdoor game. (In 80–100 words)	25 & 53	File
26.	Describe how to make a toy using waste materials. (In 80–100 words)	26 & 54	File
27.	Write about the benefits of playing in nature. (In 80–100 words)	27 & 55	File
28.	Write a short story on “My Talking Toy”. Draw or paste some pictures. (In 80–100 words)	28 & 56	Chart



HOLIDAY HOMEWORK SEM- I (2026-27)
SUBJECT: ENGLISH GRAMMAR

GRADE: III

ALLOTMENT DATE: 02-05-2026

➤ **Conjunction**: Words that are used to connect two sentences in meaningful way.

➤ **Fill in the blanks using conjunctions (and, or, but, because).**

1. I like apples _____ bananas.
2. She is tired _____ she worked all day.
3. Do you want tea _____ coffee?
4. He is small _____ very strong.
5. I was late _____ I missed the bus.
6. Riya _____ Meena are best friends.
7. You can play outside _____ finish your homework first.
8. I wanted to go out _____ it was raining.
9. We can watch a movie _____ read a book.
10. He was hungry _____ he ate a sandwich.
11. The dog barked _____ no one was there.
12. I like ice cream _____ I don't like chocolates.
13. She studied hard _____ she passed the exam.
14. You can have juice _____ milk.
15. The baby cried _____ it was sleepy.

➤ **Fill in the blanks after reading paragraph and color the picture.**

My House

My family lives in a house.
Our house is very nice.
It has two bedrooms.
We cook and eat in the kitchen.
We watch TV in the living room.
My favorite room is my bedroom.



I like to read books and do my homework in my bedroom.

1. My family lives in _____.
2. Our house has two _____.
3. We cook and eat in the _____.
4. We watch TV in the _____.
5. My favorite room is _____.
6. I like to in my bedroom _____ and _____.

➤ Fill in the blanks using appropriate article.

a	an	the
---	----	-----

Complete the sentences with correct article

1. The compass is _____ instrument of navigation
2. It's _____ honor for me to meet you.
3. I gave each of the boys _____ apple.
4. _____ eggs take three days to hatch.
5. Take _____ egg and break it into the bowl.
6. _____ apples cost eighty cents apiece.
7. He speaks Polish with _____ accent.
8. He took _____ step towards the door.
9. Mind out, _____ steps are slippery!
10. It is _____ mango tree.

NO.	TOPICS	ROLL. NO.	TYPES
1.	Make a model showing Parts of Speech (Noun, Verb, Adjective, Pronoun).	1 & 29	Model
2.	Make a model of Prepositions using objects (in, on, under, behind).	2 & 30	Model
3.	Make a model to show types of Nouns (Person, Place, Animal, Thing).	3 & 31	Model
4.	Make a model using Pronouns (he, she, it, they, we)	4 & 32	Model
5.	Make a model to show Action Words (Verbs)	5 & 33	Model
6.	Make a model to show Describing Words (Adjectives)	6 & 34	Model
7.	Make a model to explain Articles (a, an, the).	7 & 35	Model
8.	Make a model showing Singular and Plural Nouns	8 & 36	Model
9.	Make a model to show Sentence Formation (Subject + Verb + Object)	9 & 37	Model
10.	Make a model to show Tenses (Past, Present, Future)	10 & 38	Model
11.	Make a model showing Conjunctions (and, but, or, because)	11 & 39	Model
12.	Make a model to show Helping Verbs (is, am, are, has, have)	12 & 40	Model
13.	Make a model showing Opposites (big–small, hot–cold)	13 & 41	Model
14.	Make a model to show Question Words (who, what, where, when, why)	14 & 42	Model
15.	Make a model showing Punctuation Marks (., ?, !, ,).	15 & 43	Model
16.	Make a model showing Use of ‘This’ and ‘That’	16 & 44	Model
17.	Make a model showing Use of ‘These’ and ‘Those’	17 & 45	Model
18.	Make a model showing Kinds of Sentences (Statement, Question, Exclamation)	18 & 46	Model
19.	Make a model to show Use of Capital Letters	19 & 47	Model
20.	Make a model showing Vowels and Consonants	20 & 48	Model
21.	Make a model showing Rhyming Words	21 & 49	Model
22.	Make a model of Family Tree and describe the member and their relation with you	22 & 50	Model
23.	Make a model showing Everyday Nouns	23 & 51	Model
24.	Make a model showing Daily Action Words (Verbs).	24 & 52	Model
25.	Make a model showing Use of Pronouns in sentences	25 & 53	Model
26.	Make a model showing Adjectives for Nature (trees, flowers, etc.)	26 & 54	Model
27.	Make a model showing Adjectives for Places (school, house, etc.)	27 & 55	Model
28.	Make a model showing Singular and Plural forms.	28 & 56	Model



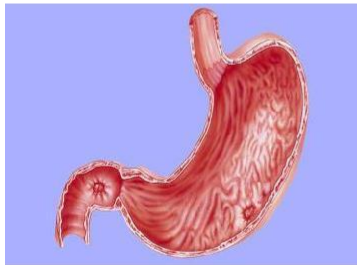
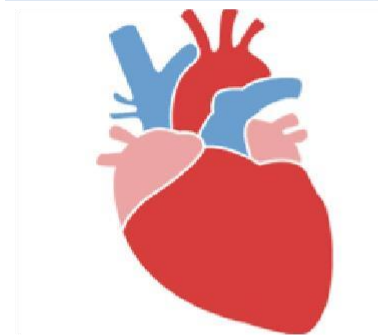
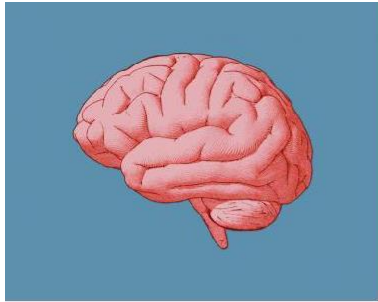
S.V. ENGLISH MEDIUM PRIMARY SCHOOL GANDHINAGAR
S.V. ENGLISH MEDIUM SECONDARY SCHOOL, GANDHINAGAR
HOLIDAY HOMEWORK SEM – I (2026-27)



GRADE-III

ALLOTMENT DATE: 02/05/2026

Q1. Identify and write the name of the following body organs.



Q.2 Circle the correct option.

1) If a person gets hurt on road, we should not

- a) Call the doctor b) give first aid
c) Clean the wound d) crowd near the person



2) While riding bicycle on road

- a) keep to the right b) go to main road
c) keep to the left d) cross the red light



3) While playing with the fireworks on Diwali, we should

- a) wear nylon clothes b) be careful
c) go near fire crackers d) none of the above



4) As a pedestrian, we should always cross the road at

- a) elephant crossing b) zebra crossing
c) monkey crossing d) rabbit crossing



5) Fire caused by electricity should be put out by using

- a) Water b) Ice
c) Sand d) None of these

6) Which of the following is all around us?

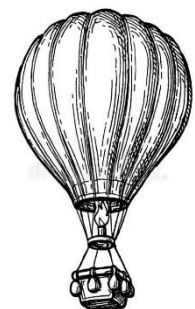
- a) Air b) Shoes
c) Ice d) Box

7) Which of these does not get its shape from air?

- a) Tyre b) Balloon
c) Tree d) Football

8) Which of the following doesn't need air to breathe?

- a) Sun b) Monkey
c) Plants d) Human



Q.3 Write the dates on which following festivals are celebrated in India.

1. Republic Day-

2. Teacher's Day-

3. Gandhi Jayanti-

4. Independence Day-

5. Christmas-

6. Children's Day-

Q.4 Classify the following festivals as National, Religious and Harvest festivals.

Eid-ul-Fitr, Pongal, Republic Day, Bihu, Diwali, Christmas, Onam,
Independence Day, Baisakhi, Gurpurab, Gandhi Jayanti

NATIONAL FESTIVALS	RELIGIOUS FESTIVALS	HARVEST FESTIVALS

Q.5 Give two examples for each:

1. Insect -eating birds: _____

2. Flesh-eating birds: _____

3. Carnivores: _____

4. Herbivores: _____

5. Omnivores: _____

Q-6 Fill in the blanks

1. A small family is called as _____ family.

2. All insects have _____ legs.

3. Hockey is the _____ sport of India.

4. Relatives from mother's side are called _____.

Q-7 Name of the followings.

1) Leaves which we eat _____

2) Stems which we eat _____

3) Roots which we eat _____

4) Fruits having many seeds _____

5) Medicinal plants _____

Serial no.	Topics	ROLL NO	MODEL
1	My family tree	1 & 29	MODEL
2	Model of well	2 & 30	MODEL
3	Phases of moon	3 & 31	MODEL
4	Different kind of clothes	4 & 32	MODEL
5	Water cycle	5 & 33	MODEL
6	Things not safe to play with	6 & 34	MODEL
7	Rain water harvesting	7 & 35	MODEL
8	Make a toy train	8 & 36	MODEL
9	Symbols used in map	9 & 37	MODEL
10	Type of houses	10 & 38	MODEL
11	Food Chain	11 & 39	MODEL
12	Sources of water	12 & 40	MODEL
13	My five senses	13 & 41	MODEL
14	Daily activity clock	14 & 42	MODEL
15	Wind Vane	15 & 43	MODEL
16	Natural disasters	16 & 44	MODEL
17	Modes of Transport	17 & 45	MODEL
18	Landforms	18 & 46	PROJECT
19	Water bodies	19 & 47	MODEL
20	Make a clay pot	20 & 48	MODEL
21	Kutcha house & Pakka House	21 & 49	MODEL
22	Letter Box	22 & 50	MODEL
23	Save earth	23 & 51	MODEL
24	Lung - working model	24 & 52	MODEL
25	Oxygen Cycle	25 & 53	CHART
26	Globe	26 & 54	MODEL
27	Energy pyramid	27 & 55	CHART
28	Weather wheel	28 & 56	MODEL



S.V. ENGLISH MEDIUM PRIMARY SCHOOL, GANDHINAGAR
S.V. ENGLISH MEDIUM SECONDARY SCHOOL, GANDHINAGAR
HOLIDAY HOMEWORK (SEM- I) 2026-27



SUBJECT: MATHEMATICS

GRADE: III

ALLOTMENT DATE: 02-05-2026

Q-1. Write number names for the following numbers:

122: _____

211: _____

276: _____

318: _____

340: _____

405: _____

433: _____

524: _____

572: _____

682: _____

Q-2. Addition:

$\begin{array}{r} 22 \\ + 16 \\ \hline \end{array}$	$\begin{array}{r} 52 \\ + 24 \\ \hline \end{array}$	$\begin{array}{r} 11 \\ + 11 \\ \hline \end{array}$
$\begin{array}{r} 77 \\ + 22 \\ \hline \end{array}$	$\begin{array}{r} 34 \\ + 65 \\ \hline \end{array}$	$\begin{array}{r} 52 \\ + 34 \\ \hline \end{array}$

Q-3 Subtraction:

$\begin{array}{r} 49 \\ - 16 \\ \hline \end{array}$	$\begin{array}{r} 69 \\ - 8 \\ \hline \end{array}$	$\begin{array}{r} 57 \\ - 34 \\ \hline \end{array}$
$\begin{array}{r} 57 \\ - 35 \\ \hline \end{array}$	$\begin{array}{r} 72 \\ - 40 \\ \hline \end{array}$	$\begin{array}{r} 84 \\ - 22 \\ \hline \end{array}$
$\begin{array}{r} 83 \\ - 40 \\ \hline \end{array}$	$\begin{array}{r} 28 \\ - 26 \\ \hline \end{array}$	$\begin{array}{r} 74 \\ - 34 \\ \hline \end{array}$

Q-4. Multiplication:

$$\begin{array}{r} 44 \\ \times 8 \\ \hline \end{array}$$

$$\begin{array}{r} 80 \\ \times 5 \\ \hline \end{array}$$

$$\begin{array}{r} 788 \\ \times 9 \\ \hline \end{array}$$

$$\begin{array}{r} 897 \\ \times 8 \\ \hline \end{array}$$

$$\begin{array}{r} 796 \\ \times 7 \\ \hline \end{array}$$

$$\begin{array}{r} 63 \\ \times 1 \\ \hline \end{array}$$

$$\begin{array}{r} 27 \\ \times 5 \\ \hline \end{array}$$

$$\begin{array}{r} 666 \\ \times 8 \\ \hline \end{array}$$

$$\begin{array}{r} 589 \\ \times 7 \\ \hline \end{array}$$

$$\begin{array}{r} 999 \\ \times 8 \\ \hline \end{array}$$

$$\begin{array}{r} 25 \\ \times 7 \\ \hline \end{array}$$

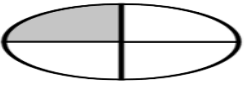
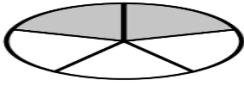

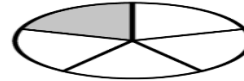
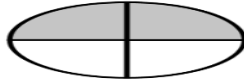
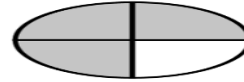
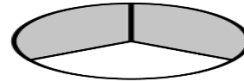
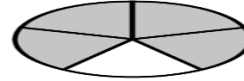
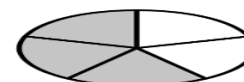

$$\begin{array}{r} 25 \\ \times 4 \\ \hline \end{array}$$

$$\begin{array}{r} 789 \\ \times 4 \\ \hline \end{array}$$

$$\begin{array}{r} 976 \\ \times 9 \\ \hline \end{array}$$

$$\begin{array}{r} 857 \\ \times 6 \\ \hline \end{array}$$

Q-5 Write the fraction of shaded part.

	$\frac{1}{4}$		—
	—		—
	—		—
	—		—
	—		—

Q-6 Write the time shown.





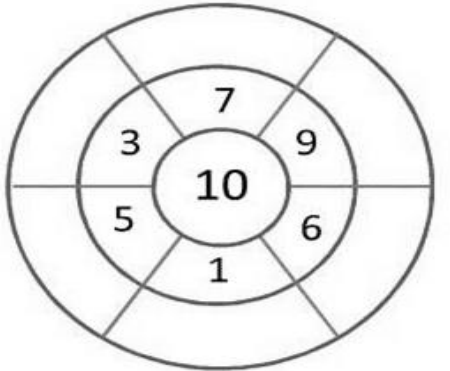
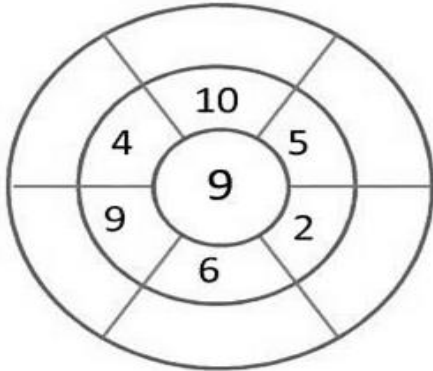
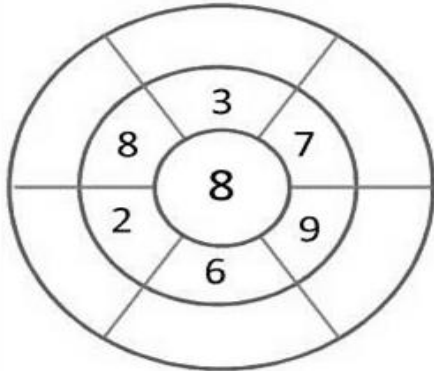
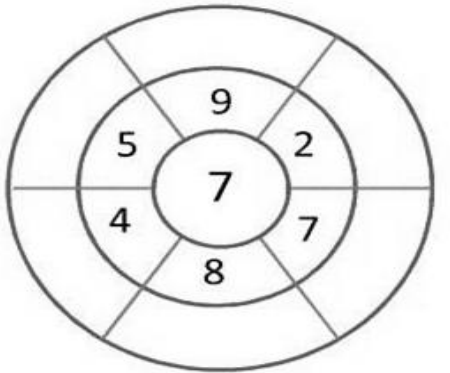
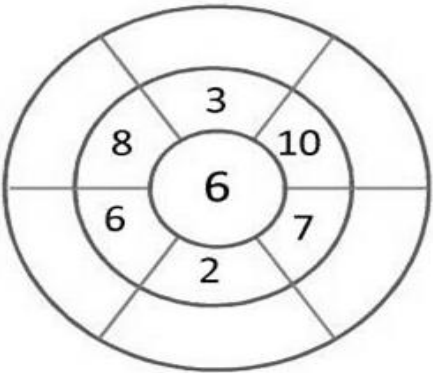
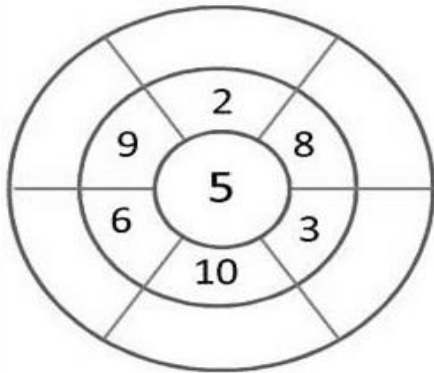
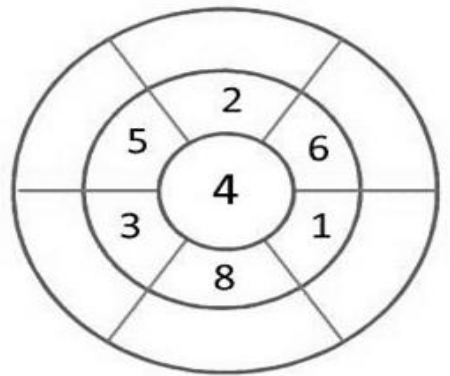
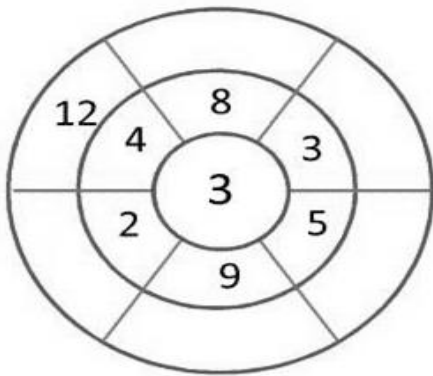
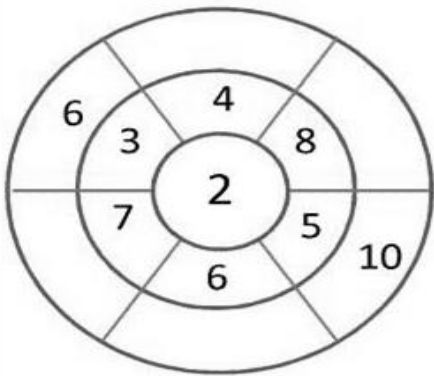








Q-7. Complete the multiplication wheel



Q-8 Dvide the following numbers.

$$2 \overline{)12}$$

$$3 \overline{)15}$$

$$2 \overline{)10}$$

$$3 \overline{)18}$$

$$2 \overline{)14}$$

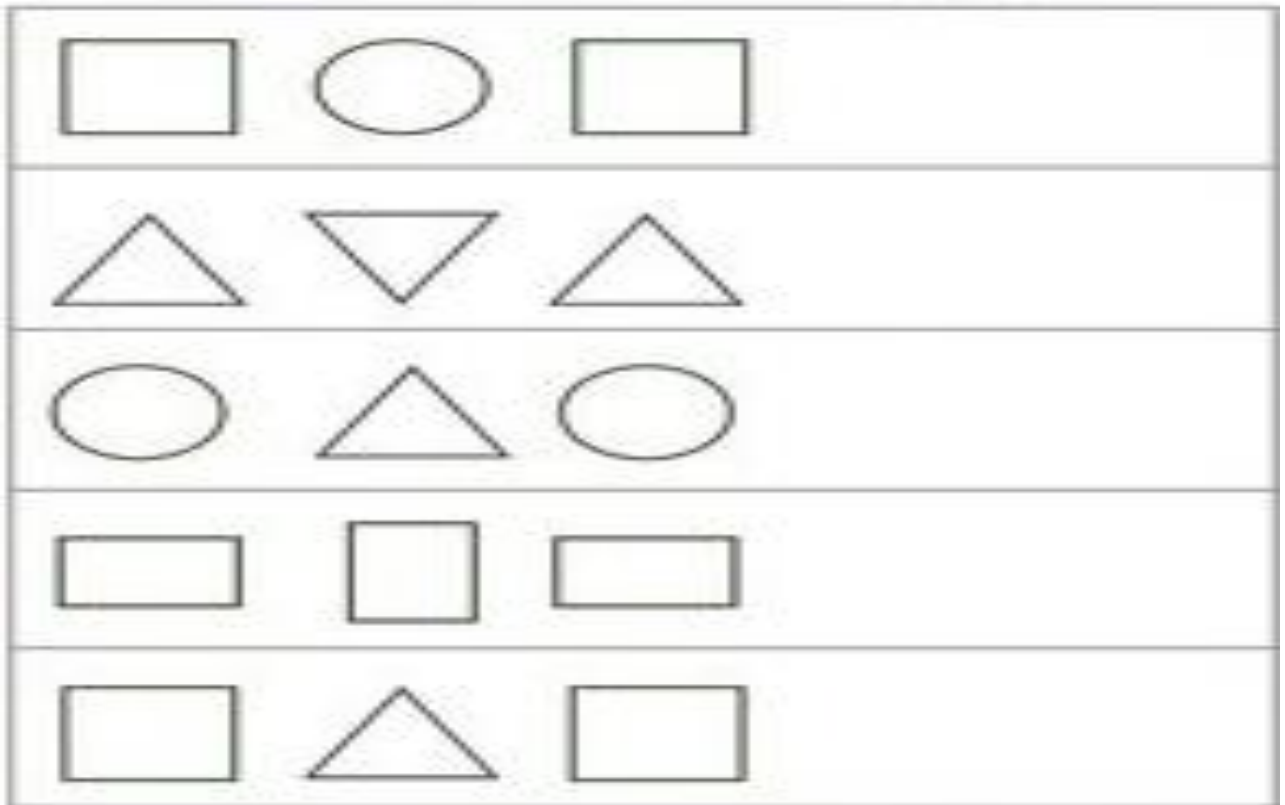
$$4 \overline{)16}$$

$$4 \overline{)20}$$

$$2 \overline{)16}$$

$$4 \overline{)28}$$

Q-9 Complete the patterns

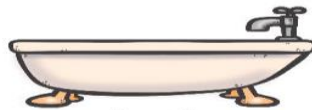


Q-10 Choose the correct option



watering can

- 4 ml
- 4 litres
- 40 ml



bath

- 1 litre
- 150 ml
- 150 litres



cereal bowl

- 500 ml
- 10 ml
- 5 litres



can of soup

- 20 ml
- 400 ml
- 1 litre



mug

- 20 ml
- 250 ml
- 2 litres




teaspoon

- 250 ml
- 50 ml
- 5 ml



kettle

- 2 ml
- 2 litres
- 20 litres



swimming pool

- 4 litres
- 400 litres
- 400 000 litres

Q-11 Circle the appropriate weight of fruits in the picture

150 g 5 kg

450 g 15 kg

110 g 11 kg

2 g 1 kg

3 g 3 kg

10 g 10 kg

80 g 8 kg

60 g 6 kg

750 g 10 kg

Q-12 Write 1 to 15 Tables 3 times. [Students can write tables in supplementary or pages]



HOLIDAY HOMEWORK (SEM- I): 2026-27

SUBJECT: MATHEMATICS

GRADE: III

ALLOTMENT DATE : 02/05/2026

SR. NO.	TOPICS	ROLL NO.	TYPES
1.	Chart showing Roman Numbers 1 to 20	1 & 29	File
2.	Prepare file of showing Numbers 900 to 1000	2 & 30	File
3.	Chart showing Roman Numbers 21 to 40	3 & 31	File
4.	Prepare showing Months and days names	4 & 32	File
5.	Chart showing Units of measurement of weight	5 & 33	Chart
6.	Chart showing Units of measurement of length	6 & 34	Chart
7.	Prepare file of showing Fractions	7 & 35	File
8.	Chart showing Odd numbers	8 & 36	Chart
9.	Chart showing Even numbers	9 & 37	Chart
10.	Chart showing Birth certificate	10 & 38	Chart
11.	Chart showing Descending order with examples	11 & 39	File
12.	Prepare file of showing Numbers 501 to 600	12 & 40	File
13.	Chart showing different sides of same object.	13 & 41	Chart
14.	Chart showing symmetry objects.	14 & 42	Chart
15.	Chart of table 1 to 5.	15 & 43	Chart
16.	Prepare file of table 6 to 10.	16 & 44	File
17.	Chart of table 11 to 15.	17 & 45	Chart
18.	Prepare file of table 16 to 20.	18 & 46	File
19.	Chart showing different shapes. E.g. Square, Rectangle, Triangle, etc.	19 & 47	Chart
20.	Prepare file of framing any 3 story problems of Addition	20 & 48	Chart
21.	Chart showing Indian Money Coins and notes	21 & 49	Chart
22.	Chart showing Numbers 501 to 600	22 & 50	Chart
23.	Prepare file of showing Numbers 301 to 400	23 & 51	File
24.	Chart showing Ascending order with examples	24 & 52	Chart
25.	Prepare file of framing any 3 story problems of Subtraction	25 & 53	Chart
26.	Chart showing Calendar of 2026	26 & 54	Chart
27.	Prepare chart of your daily routine by showing the time in the clock	27 & 55	File
28.	Chart showing different patterns with the use of dots	28 & 56	Chart



S.V. ENGLISH MEDIUM PRIMARY SCHOOL, GANDHINAGAR
S.V. ENGLISH MEDIUM SECONDARY SCHOOL, GANDHINAGAR
HOLIDAY HOMEWORK SEM-I (2026-27)



SUBJECT: GUJARATI

GRADE: III

ALLOTMENT DATE: 02-05-2026

કવિતા

1 એક કબૂતર નાનું

એક કબૂતર નાનું,
એને બહુ ગમે ઊડવાનું,
એ તો ઉડ્યું છાનુંમાનું,
તો કબૂતરના પપ્પા બોલ્યાં: ધૂ.. ધૂ.. ધૂ
કબૂતર તો રોતું,
એ તો મમ્મી સામે જોતું,
તો કબૂતરનાં મમ્મી બોલ્યાં : ધૂ.. ધૂ.. ધૂ

3 રમશું રમશું

રમશું રમશું રેલમ છેલ
હળશું મળશું કરશું ગેલ
ખડખડ હસવું ખેલમખેલ
રમશું રમશું રેલમ છેલ
ભલો શિયાળો , ટાઢ મજની
ભલો ઉનાળો , લૂચ મજની
વરસાદે વાછંટ મજની
બારે માસ મજની ગમ્મત
ધિંગામસ્તી ઠેલમઠેલ
રમશું રમશું રેલમ છેલ

2 હું સરકસનો જોકર

હું સરકસનો જોકર, જગ્ગુ મારું નામ ,
રડતાને હસાવું હું તો , એ જ મારું કામ ...
ઝૂલા ઉપર ખેલ બતાવું ,
ગુલાંટ મારી નીચે આવું ... હું સરકસનો જોકર ,
જગ્ગુ મારું નામ.
ઊલટો બેસી સાઈકલ ચલાવું ,
ઊભો થઈને ઘોડો દોડાવું ... હું સરકસનો જોકર , જગ્ગુ મારું
નામ.
ઈંગ્લિશ ગાઈ ડાન્સ કરું હું ,
હલો - ' કસા કાય? ' નમસ્તે કરું હું... હું સરકસનો જોકર, જગ્ગુ મારું

4 નાનકડું એક પતંગિયું

નાનકડું એક પતંગિયું ભાઈ વેરી ગુડ
ફરરર ફરરર ઊડતું રે કાંઈ વેરી વેરી ગુડ
બારીમાંથી સરરર આવ્યું વેરી ગુડ
ચક્કર ચારે તરફ લગાવ્યું વેરી ગુડ
ટેબલ ઉપર સરરર બેઠું વેરી ગુડ
દફતર ઉપર સરરર બેઠું વેરી ગુડ
મારા ખભે ટપુક દઈને વેરી ગુડ
બેઠું ડાહ્યુડમરું થઈને વેરી ગુડ

5 ગુજરાતી મહિના

કારતકમાં ટાઢ આવી

માગશરમાં જામી

પોષ મહિને પતંગ લઈને

ટાઢને ભગાડી

મહા મહિને વસંતપંચમી

ઊરે રંગ ગુલાલ

ફાગણ મહિને ઢોળી આવી

રંગ ગુલાબી લાલ

ચૈત્ર મહિનો ગરમી લાવ્યો

વેકેશન વૈશાખ

જેઠ મહિને ગિલ્લી ઢંડા

રમતા લાગે થાક

અષાઢ મહિને આંધી સાથે

વાઢળ વરસે ઝાઝાં ,

શ્રાવણ મહિને સરોવર છલકે

શાકભાજી છે તાજ

ભાઢરવામાં ભીંડા મકાઈ

લોકો ઢોંશે ખાય

- ૧ થી ૨૦ સુધીના નંબર અંકોમાં અને શબ્દોમાં લખો.
- નીચેના શબ્દોનું અંગ્રેજી લખો.

(૧) ગાય

(૨) મોર

(૩) ચકલી

(૪) વિમાન

(૫) કેળું



S.V. ENGLISH MEDIUM PRIMARY SCHOOL, GANDHINAGAR
S.V. ENGLISH MEDIUM SECONDARY SCHOOL, GANDHINAGAR
HOLIDAY HOMEWORK SEM-1 (2026-27)



SUBJECT : GUJARATI

GRADE: III

ALLOTMENT DATE: 02-05-2026

SR. NO.	TOPICS	ROLL NO.	TYPES
1.	પતંગિયા વિશે દસ વાક્યો ચિત્ર સાથે લખો.	1 & 29	Chart
2.	પક્ષીઓનાં નામ અને ચિત્રનો ચાર્ટ બનાવો.	2 & 30	Chart
3.	‘વ ’ થી બનતા 15 શબ્દો લખો.	3 & 31	Chart
4.	સરકસ વિશે ચિત્ર સાથે 10 વાક્યો લખો.	4 & 32	Chart
5.	જળચર પ્રાણીઓનો ચિત્ર સાથે ચાર્ટ બનાવો.	5 & 33	Chart
6.	માત્રાવાળા શબ્દો – ૩૦ (અ થી ઈ) લખો.	6 & 34	Chart
7.	તમારા પ્રિય પાલતું પ્રાણી વિશે ચિત્ર સાથે લખો.	7 & 35	Chart
8.	ભારતનાં રાષ્ટ્રીય પક્ષી વિશે ચિત્ર સાથે દસ વાક્યો લખો.	8 & 36	Chart
9.	પક્ષીઓનાં નામ ચિત્ર સાથે લખો(કોઈ પણ ૧૫)	9 & 37	Chart
10.	કોઈપણ 20 (વીસ) સમાનાર્થી શબ્દો	10 & 38	Chart
11.	માત્રાવાળા શબ્દો – ૩૦ (ઈ થી ઋ) લખો.	11 & 39	Chart
12.	રસોડામાં વપરાતા વાસણોના નામ ચિત્ર સાથે લખો.	12 & 40	Chart
13.	વિવિધ ફળો ના ચિત્રો દોરી તેમના નામ લખો.	13 & 41	Chart
14.	ગાય વિશે ચિત્ર સાથે લખો.	14 & 42	Chart
15.	૧૦ (દસ)જીવજંતુઓનાં નામ ચિત્ર સાથે લખો	15 & 43	Chart
16.	દિર્ઘ ‘ઈ’ વાળા 25 શબ્દોનો ચાર્ટ બનાવો.	16 & 44	Chart
17.	અઠવાડીયાના સાત વારનાં નામનું તોરણ બનાવો.	17 & 45	Toran
18.	ત્રણ મુખ્ય ઋતુઓ વિશે ચિત્ર સાથે લખો.	18 & 46	Chart
19.	રમતોનાં ચિત્ર સાથે નામ લખો.	19 & 47	Chart
20.	‘ એ ’ ની માત્રાવાળા 15 શબ્દો લખો.	20 & 48	Chart
21.	ચકલી વિશે ચિત્ર સાથે લખો.	21 & 49	Chart
22.	જંગલી પ્રાણીઓનાં નામ ચિત્ર સાથે લખો.	22 & 50	Chart
23.	પાલતું પ્રાણીઓનાં નામ ચિત્ર સાથે લખો.	23 & 51	Chart
24.	કબૂતર વિશે ચિત્ર સાથે લખો.	24 & 52	Chart
25.	તમને ગમતી કોઈ વાર્તા ચિત્ર સાથે લખો.	25 & 53	Chart
26.	કોઈપણ ચાર અનાજના ઉપયોગથી અનાજનાં નામ લખો.	26 & 54	Chart
27.	શિયાળામાં ખવાતા આહાર વિશે ચિત્ર સાથે લખો.	27 & 55	Chart
28.	ઉનાળામાં ખવાતાં આહાર વિશે ચિત્ર સાથે લખો.	28 & 56	Chart



S.V. ENGLISH MEDIUM PRIMARY SCHOOL, GANDHINAGAR
S.V. ENGLISH MEDIUM SECONDRY SCHOOL, GANDHINAGAR
HOLIDAY HOMEWORK SEM -I (2026-27)
SUBJECT: HINDI



GRADE: III

ALLOTMENT DATE: 02-05-2026

कविता

1) गोलू-मोलू

गोलू-मोलू थे दो भाई
रसगुल्ले पर हुई लड़ाई,
गोलू बोला मैं भी लूँगा,
मोलू बोला मैं भी लूँगा।
झगड़ा सुनकर मम्मी आई,
दोनों के दो चपत लगाई।
“आधा तू ले गोलू बेटा”
“आधा तू ले मोलू बेटा”
ऐसा झगड़ा कभी न करना,
दोनों मिलकर प्रेम से रहना।

4) परियों वाला देश

चलो बनाकर वेश चलें,
परियों वाले देश चलें।
जहाँ खिलौने सस्ते हों,
हल्के-फुल्के बस्ते हों।
जहाँ नहीं महँगाई हो,
सस्ती खूब मिठाई हो।
चलो बनाकर वेश चलें,
परियों वाले देश चलें। !

2) भाजीवाला

ले लो बाबू , ले लो लाला !
आया आया भाजीवाला |
आलू गोभी गाजर है |
लाल -लाल टमाटर है |
भिंडी लौकी प्यारी है |
हरी -हरी तरकारी है |
सोवा पालक लेलो लाला |
आया आया भाजीवाला |
धनिया लहसुन हरी मटर |
मूली कितनी है सुंदर !
जो कोई शलगम खाएगा |
लाल -लाल हो जाएगा |
कटहल खाता किस्मतवाला |
ले लो बाबू , ले लो लाला !

3) सबकी दुनिया एक

धरती है हम सबकी एक
आसमान हम सबका एक
सूरज है हम सबका एक
चंदा है हम सबका एक।
पानी है हम सबका एक
और पवन है सबकी एक
हैं दुनिया में लोग अनेक
लेकिन सबकी दुनिया एक।

5) गीत सप्तह का

शाला खुलती सोमवार को ,
मंदिर जाते मंगलवार को ,
स्पर्धा होती बुधवार को ,
बाल -सभा होती गुरुवार |
कसरत करते शुक्रवार को ,
पिकनिक जाते हर शनिवार |
छुट्टी रहती रविवार को,
मजे उड़ाते सपरिवार |

शब्दों के अर्थ लिखिए

झगड़ा	
चपत	
प्रेम	
धरती	
आसमान	
पवन	
दुनिया	
वेश	
अचानक	
झट	
मधुर	
हल्के-फुल्के	
महँगाई	
बस्ते	
तने	
बाढ़	
बाँच	
सर्कस	
बधाई	
धूप	
परी/परियों	
पुस्तक	
रस्सी	
कीचड़	
वर्षा	

Hindi Project

Sr.	Topic	Roll No	Type
1.	अ से अः तक की मात्रावाले तीन तीन शब्द चित्र के साथ लिखिए।	1 & 29	Chart
2.	उल्टे अर्थ वाले शब्द चित्र के साथ लिखिए।	2 & 30	Chart
3.	घर में उपयोगी बर्तनों के चित्र चिपकाकर उनके नाम लिखिए।	3 & 31	Chart
4.	मौसम के अनुसार चित्र चिपकाकर मौसम के नाम लिखिए।	4 & 32	Chart
5.	स्वतंत्रता सेनानीयों के चित्र चिपकाकर उनके नाम लिखिए।	5 & 33	Chart
6.	भारतीय महीनों के नाम चित्र के साथ लिखिए।	6 & 34	Chart
7.	औषधि पेड़ों के चित्र चिपकाकर उनके नाम लिखिए।	7 & 35	Chart
8.	क्रिया (verb) के कुछ उदाहरण चित्र चिपकाकर उनके क्रिया का नाम लिखिए।	8 & 36	Chart
9.	"एक कदम स्वच्छता की ओर" का चित्र चिपकाए।	9 & 37	Chart
10.	राष्ट्रीय प्रतीक के चित्र चिपकाकर उनके नाम लिखिए।	10 & 38	Chart
11.	मनुष्य के अंगों के नाम चित्र के साथ लिखिए।	11 & 39	Chart
12.	जंगली पशुओं के चित्र चिपकाकर पशु के राजा के विषय में लिखिए।	12 & 40	Chart
13.	कौन-कौन से फल पेड़ पर आते हैं ? उनके चित्र चिपकाकर नाम लिखिए।	13 & 41	Chart
14.	वाहनों के नाम चित्र के साथ लिखिए।	14 & 42	Chart
15.	सब्जियों के चित्र चिपकाकर उनके नाम लिखिए।	15 & 43	Chart
16.	१ से २० तक की गिनती लिखिए।	16 & 44	Chart
17.	कौन से पेड़ ज्यादा ऑक्सीजन देते हैं ? उनके चित्र चिपकाकर नाम लिखिए।	17 & 45	Chart
18.	बस-स्टैंड का चित्र चिपकाकर उसके विषय में लिखिए।	18 & 46	Chart
19.	गांधीनगर के मुख्य स्थलों के चित्र चिपकाकर उनके बारे में लिखिए।	19 & 47	Chart
20.	पोस्ट-ऑफिस कि जानकारी चित्रों के सहारे लिखिए।	20 & 48	Chart
21.	परी की कहानी चित्र के साथ लिखिए।	21 & 49	Chart
22.	एकवचन / बहुवचन चित्रों से दर्शाएँ।	22 & 50	Chart
23.	कोई भी एक राष्ट्रीय त्योहार के विषय में चित्र के साथ लिखिए।	23 & 51	Chart
24.	पानी के उपयोग एवम् दुरुपयोग पर पढ़ें और लिखिए।	24 & 52	Chart
25.	हाथी के बारे में चित्र चिपकाकर लिखिए।	25 & 53	Chart
26.	घरेलू प्राणियों के नाम चित्र चिपकाकर लिखिए।	26 & 54	Chart
27.	अलग-अलग प्राणियों के घर के चित्र चिपकाकर नाम लिखिए।	27 & 55	Chart
28.	विविध प्रकार के राज्य के नृत्य के चित्र चिपकाकर नाम लिखिए।	28 & 56	Chart