



**SMT. S.G. ENG. MED PRIMARY SCHOOL  
S.V. ENG. MED PRIMARY SCHOOL  
SECTOR-23, GANDHINAGAR**

MANAGED BY  
SARVA VIDYALAYA KELAVANI MANDAL, (GANDHINAGAR BRANCH)

**GRADE – II  
HOLIDAY HOMEWORK  
SEMESTER – II  
2023-24**



STUDENT'S NAME	
ROLL NO.	
GRADE - DIVISION	



**SMT. S.G.ENG. MED. PRIMARY SCHOOL, GANDHINAGAR**

**S.V. ENG. MED. PRIMARY SCHOOL, GANDHINAGAR**



**HOLIDAY HOMEWORK SEM- 2 (2023-24)**

**Grade: II**

**Allotment Date: 06/11/2023**

**Subject: English Text**

**Submission Date: 09/01/2024**

**WORD MEANINGS**

1. Another- other, second
2. Borrow- take, loan
3. Courage- brave, daring
4. Catch- grab, take
5. Certain- assured, sure
6. Depend- based, hang on
7. Energy- power, force
8. Entire- full, total
9. Error- mistake, problem
10. Follow- trace, take after
11. Foolish- silly, idiot
12. Gather- collect, meet
13. Hope- desire, promise
14. Move- overs, gone
15. Narrow- not large, small
16. Personal- Private, secret
17. Plenty- a lot, many
18. Past- move, gone
19. Protect- secure, save
20. Real- original, initial

**[Note– Learn the spellings, meanings, pronunciation of the given words.  
Kindly do two words in a day. Use 100 page notebook to write word meanings and make sentence. Word meanings and poems will be included in oral evaluation.]**

## **POEMS**

### **1. May**

The weather is getting warmer,  
The flowers are in bloom.  
The butterflies flutter by.  
And the birds sing a chirpy tune.  
The sun comes up much sooner,  
To brighten up my day.  
It goes to bed much later,  
So I have much more time to play.

### **3. God's Blessings**

Don't you ever feel?  
God's blessing in the air?  
Don't you ever smell?  
God's blessing in our meal?  
Don't you ever touch?  
God's blessing in us much?  
Don't you ever see?  
God's blessing in the sea?  
Don't you ever hear?  
God's blessings for us so near.

### **2. The Little Plant**

In the heart of a seed,  
Buried deep so deep.  
A tiny little plant  
Lay fast asleep.  
"Wake, said the sunshine,  
"And creep to the light."  
"Wake." said the voice  
Of the raindrops bright.

### **4. Bridge**

Boats sail on the rivers,  
And ships sail on the seas; But  
clouds that sail across the sky,  
Are prettier than these.  
There are bridges on the rivers,  
As pretty as you please:  
But the bow that bridges heaven.  
And overtops the trees.  
And builds a road from earth to sky.  
Is prettier far than these.

### **5. One Little Kitten**

One little kitten  
Two big cats  
Three baby butterflies  
Four big rats  
Five fat fishes  
Six sad seals  
Seven silly seagulls  
Eight happy eels;  
Nine nervous lizards  
Ten brave bees



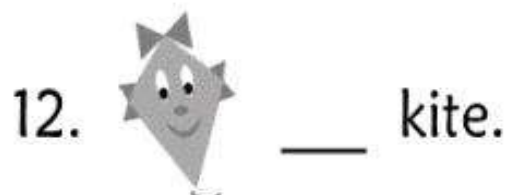


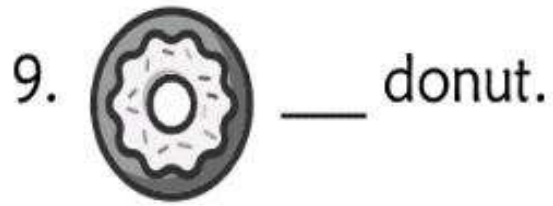
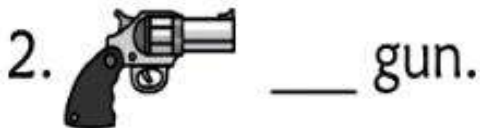

SMT. S.G ENG. MED PRIMARY SCHOOL, GANDHINAGAR  
S.V. ENG. MED PRIMARY SCHOOL, GANDHINAGAR  
HOLIDAY HOMEWORK SEM – II (2023-24)



Grade-II  
Subject- English Grammar

Allotment date: 06/11/2023  
Submission date: 03/01/2024

• Fill in the blanks with correct article:-




- Write the correct word of the

chair	cup	axe	cat	bird	ball	book
apple	ant	cap	cake	bag	bee	cow































- Circle the correct pronoun:-

	<b>She</b> <b>He</b>		<b>He</b> <b>It</b>
	<b>He</b> <b>They</b>		<b>We</b> <b>He</b>
	<b>It</b> <b>she</b>		<b>They</b> <b>She</b>
	<b>He</b> <b>They</b>		<b>I</b> <b>We</b>

- Circle the correct verb:-

drive	fan	fly	Canada
toy	drink	library	walk
stand	Jack	see	tiger
Eva	grow	catch	ride

- See the picture and complete the sentences by the words from the box:-



happy      reading      park      playing      jumping      pulling

1. This is a scene of a \_\_\_\_\_.
2. The children are \_\_\_\_\_.
3. The girl is \_\_\_\_\_ a book.
4. One boy is \_\_\_\_\_ happily.
5. Another boy is \_\_\_\_\_ the cart.
6. Everybody is looking \_\_\_\_\_.





**SMT. S.G. ENG. MED. PRIMARY SCHOOL, GANDHINAGAR**

**S.V. ENG. MED. PRIMARY SCHOOL, GANDHINAGAR**



**HOLIDAY HOMEWORK SEMESTER II-2023-24**

**GRADE: II**

**ALLOTMENT DATE: 06/11/2023**

**SUBJECT: MATHEMATICS**

**SUBMISSION DATE: 05/01/2024**

<b>SR. NO.</b>	<b>TOPICS</b>	<b>ROLL NO.</b>	<b>TYPES</b>
1.	Chart showing sides of different shapes. (stick any four shapes)	1 & 31	CHART
2.	Make a chart on subtraction with regrouping.(pg.129 in T.B)	2 & 32	CHART
3.	Chart of table 1 to 5.	3 & 33	CHART
4.	Chart of table 6 to 10.	4 & 34	CHART
5.	Chart showing the number of greater than.(stick the picture pg 99)	5 & 35	CHART
6.	Chart showing the number of less than.(stick the picture pg 99)	6 & 36	CHART
7.	Make a wall chart on a circle shape and (stick the picture) of same shape.	7 & 37	CHART
8.	Chart showing number 501 to 600.	8 & 38	CHART
9.	Chart showing number 601 to 700.	9 & 39	CHART
10.	Chart showing number 701 to 800.	10 & 40	CHART
11.	Chart showing number 801 to 900.	11 & 41	CHART
12.	Chart showing number 901 to 1000.	12 & 42	CHART
13.	Chart showing subtraction of three digit number with regrouping.(pg.133 in T.B)	13 & 43	CHART
14.	Chart showing to pictograph of representing the letters (pg.151 in T.B)	14 & 44	CHART
15.	Chart showing the number on abacus ( 100 to 150)	15 & 45	CHART
16.	Chart showing the pictograph of using simple items of your choice. ( pg.153 in T.B)	16 & 46	CHART
17.	Chart showing the number on abacus (150 to 200)	17 & 47	CHART



18.	Make a chart on Indian currency and coin.	18 & 48	CHART
19.	Prepare model of shapes.(using paper)	19 & 49	MODEL
20.	Chart showing fraction with shaded part (pg.143 in T.B)	20 & 50	CHART
21.	Chart showing months and days name.	21 & 51	CHART
22.	Make a chart on 500 to 900 even numbers with different color.	22 & 52	CHART
23.	Make a chart on 500 to 900 odd numbers with different color.	23 & 53	CHART
24.	Model showing the fraction using the card board.	24 & 54	MODEL
25.	Model on calendar of 2023.	25 & 55	MODEL
26.	Make a chart and stick picture of long and short objects.	26 & 56	CHART
27.	Make a model of joker from shapes using card board.	27 & 57	MODEL
28.	Paper clock model.	28 & 58	MODEL
29.	Chart showing addition with regrouping. (pg.112 in T.B)	29 & 59	CHART
30.	Make a chart and stick pictures of thin and thick object	30 & 60	CHART



**SMT S.G. ENGLISH MEDIUM PRIMARY SCHOOL GANDHINAGAR**  
**S.V. ENGLISH MEDIUM PRIMARY SCHOOL GANDHINAGAR**  
**HOLIDAY HOMEWORK SEM. – II 2023-24**



**STD-II**

**ALLOTMENT DATE: 06/11/2023**

**SUBJECT- ENVIRONMENTAL STUDIES SUBMISSION DATE: 06/01/2024**

- **Write ( T ) for true and (F) for false**

1. The external body parts can be seen by us \_\_\_\_\_
2. The brain pumps blood to all the parts of the body \_\_\_\_\_
3. Kidneys help to remove waste from our body \_\_\_\_\_
4. Lungs help us to breathe \_\_\_\_\_
5. The liver is shaped like a bean \_\_\_\_\_


- **Write one way to take care of each of these body parts**

1. Nose: \_\_\_\_\_
2. Tongue: \_\_\_\_\_
3. Skin: \_\_\_\_\_
4. Eyes: \_\_\_\_\_


- **Identify the picture and fill in the table.**



**A**



**B**



**C**



**D**

	Shape of the room	What are the walls made of?	Where would you find it?
House A			
House B			
House C			
House D			

- Draw any two type of dress we wear in the following season.

Summer season	Winter season	Rainy season

- Write the following means of transport in right column.

(Car, aeroplane, ship, bullock cart, helicopter, bus, boat)

Land transport	Water transport	Air transport

•

- Write the five lines on the Rainy season.

---



---



---




---




---


- Circle clouds which shown good manners with **green**, and the ones which shown bad manners in **red**.



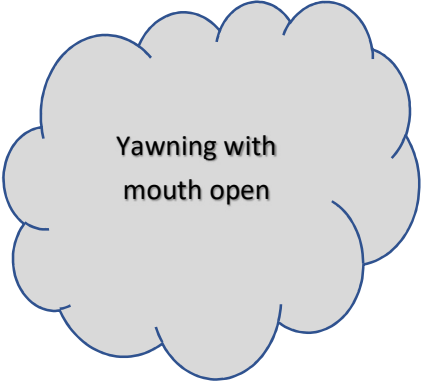
Speaking lies  
and being rude




Chewing food  
with mouth open




Listing to  
parents and  
teachers



Yawning with  
mouth open



Saying 'thank you'  
'when one  
receives the gift



Saying 'sorry'  
when one has hurt  
someone



**SMT S.G. ENGLISH MEDIUM PRIMARY SCHOOL, GANDHINAGAR**  
**S.V. ENGLISH MEDIUM PRIMARY SCHOOL, GANDHINAGAR**  
**HOLIDAY HOMEWORK SEMESTER-II (2023-24)**



**Grade : II**

**Allotment Date: 06/11/2023**

**Subject: - Gujarati**

**Submission Date: 04/01/2024**

**(૧) સાયકલ મારી**

સાયકલ મારી સ...ર...ર...ર...જાય.  
ટ્રીન ટ્રીન ટોકરી વગાડતી જાય.  
ડોશીમા ડોશીમા ચાલ્યા છો ક્યાં?  
લાકડી લઈને ચાલ્યા છો ક્યાં?  
આઘાં ખાસો,આઘાં ખાસો.  
આઘા ખાસો નહિતર ચગદઈ જશો.  
સાયકલ મારી.....  
રસ્તામાં છીંકણી ના સૂંગાય,  
વાતોમાં સાયકલ વાગી જાય.  
આઘાં ખાસો,આઘાં ખાસો.  
આઘા ખાસો નહિતર કચડાઈ જશો.  
મોટા શેઠ,મોટા શેઠ,ચાલ્યા છો ક્યાં.  
દફતર લઈને ચાલ્યા છો ક્યાં.  
આઘાં ખાસો,આઘાં ખાસો.  
પાઘડી પડશે તો ગુસ્સે થશો.  
સાયકલ મારી.....

**(૨) એક મજાનો માળો**

એક મજાનો માળો એમાં દસ ચકલીઓ રહેતીતી,  
પહેલી ચકલી ચોખા ખાંડે,  
બીજી મગડા ભરડે,  
ત્રીજી બેઠી કરે તડાકા,  
ચોથી ચોખા ચાળે,  
પાંચમી ઓરે ખિચડીને,  
છઠ્ઠી છમછમ નાચે,  
સાતમી શાક સુધારેને,  
આઠમી હજુએ ઊંઘે,  
એક મજાનો માળો.....  
નવમી નીર ભરી લાવેને,  
દસમી દમ ભીડાવે,  
કહો ખિચડી થઈ ગઈ છે,  
હવે કોણ રમે ને કોણ જમે,  
કામ કરે તે જમે ને ના કરે તે રમે,  
એક મજાનો માળો.....

**(૩) મેં એક બિલાડી .....**

મેં એક બિલાડી પાળી છે.  
તે રંગે બહુ રૂપાળી છે.  
તે હળવે હળવે ચાલે છે.  
ને અંધારામાં ભાળે છે.  
તે દૂધ ખાય,દહીં ખાય,  
ઘી તો ચપચપ ચાટી જાય.  
તે ઉંદરને ઝટપટ ઝાલે,  
પણ કુતરાથી બીતી ચાલે.  
તેના ડિલ પર ડાઘ છે.  
તે મારા ઘરનો વાઘ છે.

#### (૪) ચકીબેન ચકીબેન

ચકીબેન ચકીબેન મારી સાથે રમવા  
આવશો કે નહિ? આવશો કે નહિ?  
બેસવાને પાટલો, સૂવાને ખાટલો, ઓઢવાને પીંછા  
આપીશ તને હું આપીશ તને  
ચકીબેન ચકીબેન મારી સાથે રમવા.....  
ચક ચક કરજો, ચીં ચીં કરજો, ખાવાને દાણા  
આપીશ તને હું આપીશ તને  
ચકીબેન ચકીબેન મારી સાથે રમવા.....  
બા નહિ બોલશે, બાપુ નહિ વઢશે  
નાનો બાબો તો ઊંઘી ગયો ઊંઘી ગયો  
ચકીબેન ચકીબેન મારી સાથે રમવા.....

#### (૫) પંખી બની ઉડી જઈએ

પંખી બની ઉડી જઈએ. . . (૨)  
હો હો હો ચાંદામામાના દેશમાં. . . (૨)  
કાળી કાળી વાદળીનો દેશ ચાંદામામા,  
વાદળી બની વરસી જઈએ. . . (૨)  
હો હો હો ચાંદામામાના દેશમાં. . . (૨) પંખી બની. . .  
ટમટમતા તારલાનો દેશ ચાંદામામા,  
તારલા બની ટમકી જઈએ. . . (૨)  
હો હો હો ચાંદામામાના દેશમાં. . . (૨) પંખી બની. . .  
રૂપાળી પરીઓનો દેશ ચાંદામામા,  
પરી બની ઉડી જઈએ. . . (૨)  
હો હો હો ચાંદામામાના દેશમાં. . . (૨) પંખી બની. . .

- ક્રમમાં ખૂટતા અક્ષરો મૂકો.

ખિ \_\_\_\_\_ ઘિ \_\_\_\_\_ છિ \_\_\_\_\_ જિ \_\_\_\_\_ ઠિ \_\_\_\_\_ ઢિ \_\_\_\_\_

- સંખ્યા અંકમાં લખો.

સાત \_\_\_\_\_

એક \_\_\_\_\_

દસ \_\_\_\_\_

ત્રણ \_\_\_\_\_

ચાર \_\_\_\_\_

પાંચ \_\_\_\_\_

નવ \_\_\_\_\_

બે \_\_\_\_\_

- સમાન અક્ષરો પર વર્તુળ કરો.

પૂ વૂ બૂ પૂ લૂ પૂ કૂ પૂ સૂ ફૂ મૂ પૂ હૂ

- અંગ્રેજીમાં લખો.

હરણ \_\_\_\_\_

ગુલાબ \_\_\_\_\_

દૂધ \_\_\_\_\_

ગાજર \_\_\_\_\_

ગાય \_\_\_\_\_

ઘર \_\_\_\_\_

સફરજન \_\_\_\_\_

નદી \_\_\_\_\_

બતક \_\_\_\_\_

વિમાન \_\_\_\_\_



- નીચેના વાક્યો વાંચો અને લખો.

અજય, સરસ લખ.

---

કાળા કાળા કાગડાં.

---

વિજય, સિતાર વગાડ.

---

સીતા, પાણી પી.

---

કુસુમ, ખુરશી લાવ.

---



**SMT S.G .ENG. MED. PRIMARY SCHOOL, GANDHINAGAR**  
**S.V. ENG. MED. PRIMARY SCHOOL, GANDHINAGAR**  
**HOLIDAY HOMEWORK SEM -II (2023-24)**



**STD: II**

**SUBJECT - HINDI**

**ALLOTMENT DATE: 06/11/2023**

**SUBMISSION DATE: 08/01/2024**

**भारत प्यारा**

भारत प्यारा देश हमारा ,  
सबसे सुन्दर सबसे न्यारा |  
सारे जग से शान निराली ,  
कण- कण में छायी हरियाली |  
गंगा , यमुना इसकी शान ,  
भारत प्यारा देश महान |

**आम की टोकरी**

छह साल की छोकरी,  
भरकर लाई टोकरी।  
टोकरी में आम हैं  
, नहीं बताती दाम हैं।  
दिखा-दिखाकर टोकरी,  
हमे बुलाती छोकरी।  
हमको देती आम है,  
नहीं बुलाती नाम है।  
नाम नहीं अब पूछना

**सड़क बनी है लम्बी चौड़ी**

सब बच्चे पटरी पर आओ  
बीच सड़क पे कभी न जाओ      जाओगे तो दब जाओगे  
चोट लगी तो पछताओगे  
सड़क बनी है लम्बी चौड़ी      उसपे जाती है मोटरगाड़ी  
हाथ पकड़ कर साथ चलोगे      बीच रस्ते ना कभी  
खेलोगे  
दाये बाये देखकर आगे बढ़ोगे      संभलकर अपने कदम  
रखोगे      सड़क बनी है लम्बी चौड़ी      उसपे  
जाती है मोटरगाड़ी

**पतंग**

सर-सर सर-सर उड़ी पतंग,  
पफर-पफर पफर-पफर उड़ी पतंग।  
इसको काटा, उसको काटा,  
खूब लगाया सैर सपाटा।  
अब लड़ने में जुटी पतंग,  
अरे कट गई, लुटी पतंग।  
सर-सर सर-सर उड़ी पतंग,  
पफर-पफर पफर-पफर उड़ी पतंग।

## आज मंगलवार है











आज मंगलवार है  
चुहिया को बुखार है  
चुहिया गयी डॉक्टर के पास  
डॉक्टर ने लगायी सुई  
चुहिया बोली उई उई उई

आज बुधवार है  
चुहे को बुखार है  
चुहा गया डॉक्टर के पास  
डॉक्टर ने लगायी सुई  
चुहा बोला उई उई उई

आज गुरुवार है  
चुहों को बुखार है  
चुहे गये डॉक्टर के पास  
डॉक्टर ने लगायी सुई  
चुहे बोले उई उई उई

आज शुक्रवार है  
डॉक्टर को बुखार है  
चुहे गये डॉक्टर के पास  
डॉक्टर को लगायी सुई  
डॉक्टर बोला उई उई उई..

प्रश्न : 1 चित्र को सही शब्द के साथ जोड़ो.

	मोर		गोल
	घोड़ा		रानी
	रोटी		याक
	टोपी		डरना
	समोसा		बाल

प्रश्न : 2 नए शब्द बनाओ और लिखो.

<b>क</b>	ल	कल
	म	कम
	प	कप
<b>स</b>	र	
	ब	
	च	
<b>ह</b>	म	
	ल	
	क	
<b>फ</b>	ल	
	न	
	ट	
<b>आ</b>	प	
	म	
	ग	
<b>म</b>	न	
	ल	
	र	

प्रश्न : 3 अक्षर जोड़ो और शब्द बनाओ.

क + म + ल =

क + र + म + ठ =

स + ड + क =

क + स + र + थ =

म + ट + र =

ख + ट + म + ल =

ब + त + ख =

ब + र + त + न =

श + ह + द =

ग + र + द + न =

न + म + क =

च + ल + क + र =


प्रश्न : 4 चित्र देखकर वाक्य पूरे करो.

सलमा



..... खा ।

कमल



..... लाया ।

अनवर



..... लगा ।

नगमा



..... पहन ।

चार



..... ला ।